


DATA SHEET ENERSITE ABLUTION 12X3



ENERSITE®



MALE

FEMALE

External: Width: 3.2m | Length: 12.2m

Internal: Width: 3m | Length: 12m

SPECIFICATIONS

- 9kw Solar/Battery Power System
- 1x 4500L Potable Water Tank
- 1x 4500L Waste Water Tank
- 4x Male Toilet Cubicles and 1x Urinal
- 4x Female Toilet Cubicles
- 5x Handbasins
- 7x LED Lighting
- 100mm Insulated Wall and Ceiling Panelling
- Industrial Grade 2mm Vinyl Flooring



**ENGINEERED FOR WIND
REGION D**



**HIGH EFFICIENCY SOLAR
PANELS**



**STANDARD CONTAINER
CONFIGURATION LIFT
POINTS**



**REMOTE MONITORING OF
SOLAR SYSTEM**



**INTEGRATED POTABLE AND
WASTE WATER STORAGE**



SOLID FABRICATED STEEL BASE



**COMPLETE OUTER FRAME
STRUCTURE**

Should you have any questions regarding the specifications of this product or require further information please contact info@seroglobal.com.au or call 1300 033 066.

100% AUSTRALIAN
DESIGNED & MANUFACTURED

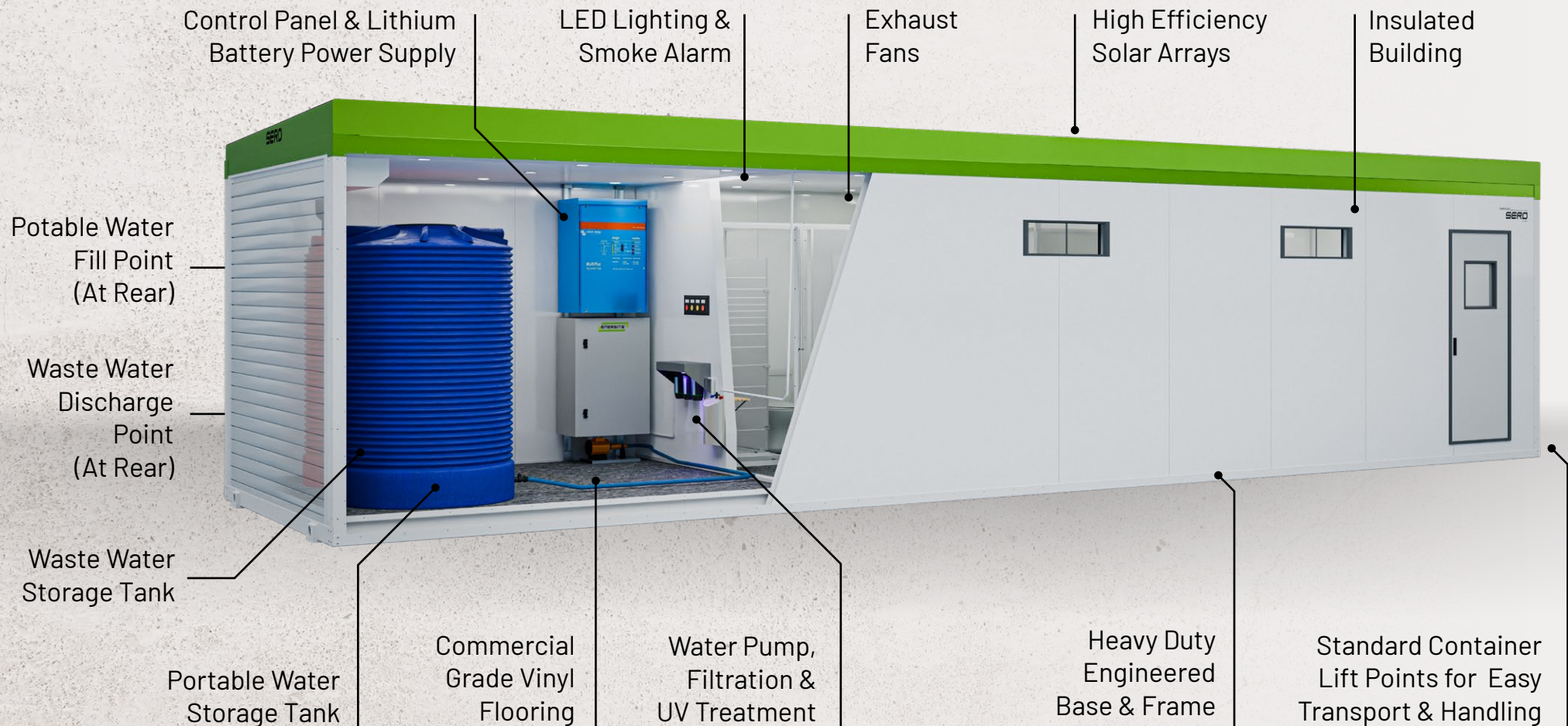
SERO
GLOBAL

ENERSITE CONFIGURATION

ABLUTION MALE + FEMALE 12X3



ENERSITE®



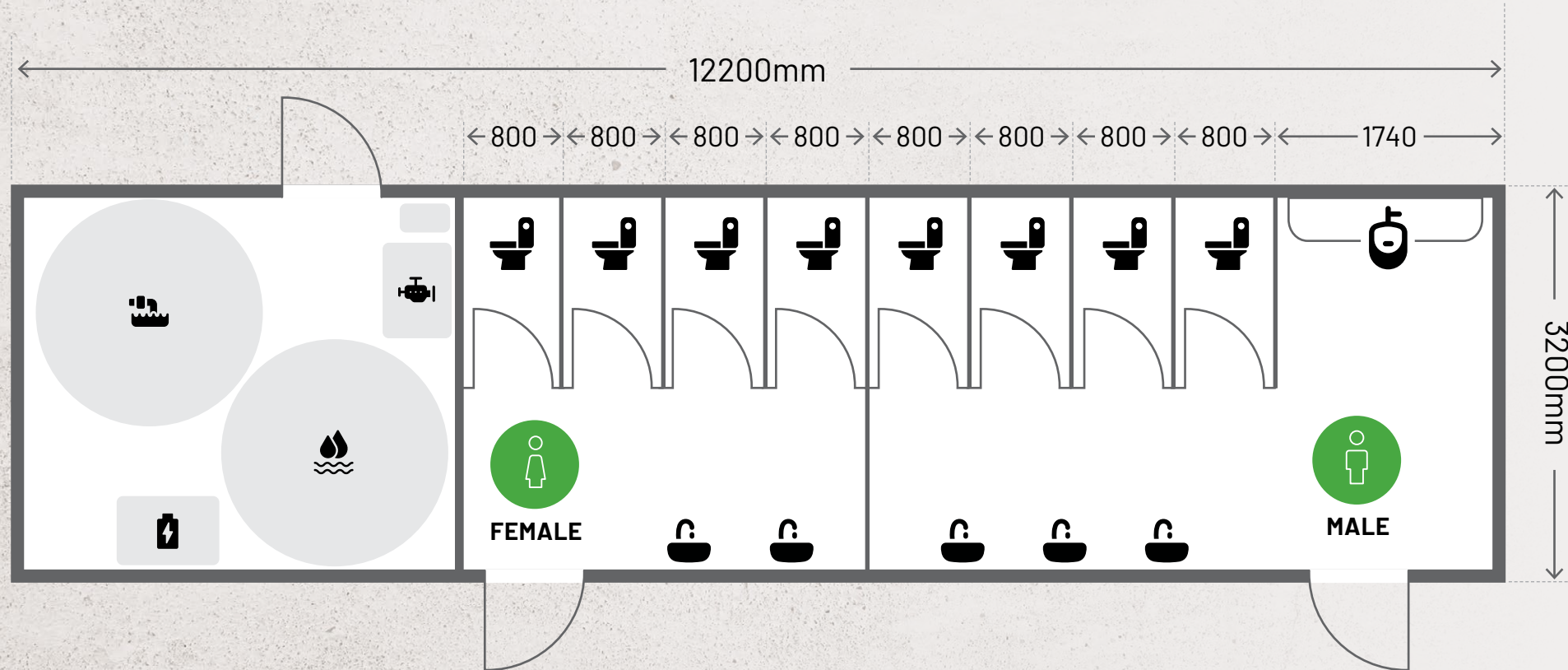
Should you have any questions regarding the specifications of this product or require further information please contact info@seroglobal.com.au or call 1300 033 066.

100% AUSTRALIAN
DESIGNED & MANUFACTURED

SERO
GLOBAL

ENERSITE FLOOR PLAN

ABLUTION MALE + FEMALE 12X3



Should you have any questions regarding the specifications of this product or require further information please contact info@seroglobal.com.au or call 1300 033 066.

100% AUSTRALIAN
DESIGNED & MANUFACTURED

SERO
GLOBAL